

<b>RISK ASSESSMENT</b>	Coppicing
<b>LOCATION</b>	Multiple sites across Basingstoke




Assessment of hazards associated with coppicing in open space. To be used in conjunction with relevant Site and Volunteer Work Party risk assessments.

HAZARD	POTENTIAL HARM	PERSON(S) AT RISK	PRECAUTIONS & CONTROL MEASURES	LIKELIHOOD OF OCCURRENCE	HAZARD SEVERITY	RISK FACTOR	PERSON(S) RESPONSIBLE
Hand tools	Muscle strain Head injury Puncture wounds Bruising Crushing	Supervisor Participant	Inspect tools before and after each use, maintain in good condition; Provide users with tool use and safety information; Use correct tool for the job; Ensure firm and stable stance and wear sturdy footwear; Wear gloves unless using a swinging tool; Do not use when handles are wet; Maintain safe working distances	<b>2</b>	<b>3</b>	<b>6</b>	Supervisor Participant
Manual handling	Musculo-skeletal disorders	Supervisor Participant	Explain basic manual handling during safety talk (avoid heavy loads/twisting/straining); Use the right tool for the right job; Take regular breaks during the session; Don't over-exert – work within your means; Use mechanical aids or get help when moving heavy loads.	<b>2</b>	<b>3</b>	<b>6</b>	Supervisor Participant
Arisings	Slips, trips, falls Bruising Puncture wounds	Supervisor Participant	Discuss the terrain during the safety talk; Volunteers to wear sensible, sturdy footwear; Ensure safe working distances between volunteers; Ensure arisings and unused tools are left in a designated place; Encourage participants to work together to tidy arisings as they are cut.	<b>2</b>	<b>3</b>	<b>6</b>	Supervisor Participant

HAZARD	POTENTIAL HARM	PERSON(S) AT RISK	PRECAUTIONS & CONTROL MEASURES	LIKELIHOOD OF OCCURRENCE	HAZARD SEVERITY	RISK FACTOR	PERSON(S) RESPONSIBLE
Stems to be coppiced	Head injury Puncture wounds Bruising Crushing Death	Supervisor Participant Public	Coppicing technique to be demonstrated at the start of the session for new participants; Participants to work two tree lengths apart to prevent any injuries when felling a stem; Participants to wear hard hats; Large stems to be felled in pairs, with one person helping to guide the stem; Communication essential between participants when felling to ensure no one is in a danger area.	1	4	4	Supervisor Participant
Coppice stool	Slips, trips, falls Puncture wounds Bruising	Supervisor Participant Public	Participants to wear sturdy footwear and to be reminded of uneven terrain and coppice stools as trip hazards; Coppiced stems to be cut on a slight angle to avoid rotting, but not a severe angle that would create a point to fall on; Stems to be coppiced as low to ground level as possible to reduce stump hazard; Avoid coppicing stools directly alongside footpaths, or create a barrier to prevent public tripping if necessary.	2	3	6	Supervisor Participant
Dead-hedge	Head injury Puncture wounds Bruising	Supervisor Participant	Dead-hedging technique to be demonstrated at the start of the session for new participants; Participants to wear sturdy footwear and gloves and to be aware of ground conditions; Participants to work in small groups to build dead-hedge, maintaining distances to avoid being struck by branches; Dead-hedges not to be built in the line of stem-felling.	2	3	6	Supervisor Participant
Wind	Head injury Puncture wounds Bruising Crushing	Supervisor Participant Public	Coppicing in woodlands only to be undertaken when winds are light; Site to be inspected after strong winds and before task starts to check for any dead/hanging limbs which may be a hazard; Hard hats to be worn at all times; If wind increases to levels where debris is falling, session to be cancelled.	1	5	5	Supervisor Participant

<b>RISK ASSESSMENT FOR:</b>	<b>ASSESSMENT UNDERTAKEN BY:</b>	<b>LAST UPDATED ON:</b>
Basingstoke & Deane Borough Council Civic Offices, London Road, Basingstoke, RG21 4AH	<b>NAME: Charlie Cutt</b>  <b>SIGNED: CC</b>  <b>DATE: 27/4/20</b>	<b>DATE:</b>  <b>DATE:</b>  <b>DATE:</b>

<b>RISK MATRIX</b>				<b>Hazard Severity</b>				
				<b>1</b>	<b>2</b>	<b>3</b>	<b>4</b>	<b>5</b>
				<b>Low</b>	<b>Slight</b>	<b>Moderate</b>	<b>High</b>	<b>Severe</b>
Doing this activity every day:				Minor injury not requiring First Aid	Moderate injury resulting in First Aid	Injury or disease resulting in >7 days off work	Death or major injury to one individual	Multiple death
<b>Likelihood of occurrence</b>	<b>1</b>	<b>Unlikely</b>	Injury may occur less than once in a lifetime	1	2	3	4	5
	<b>2</b>	<b>Possible</b>	Injury may occur less than once a year	2	4	6	8	10
	<b>3</b>	<b>Occasional</b>	Injury may occur two-three times per year	3	6	9	12	15
	<b>4</b>	<b>Likely</b>	Injury will occur more than three times per year	4	8	12	16	20
	<b>5</b>	<b>Very likely</b>	Injury is probably going to occur	5	10	15	20	25

	<b>If control measures are followed as described, risk factor is low enough to continue</b>
	<b>Hazard carries a moderate level of risk. Attempt to eliminate or isolate hazard; if this can't be done, decide whether task is essential and who is competent to ensure it is carried out safely. Additional control measures may be necessary</b>
	<b>Hazard is very high risk. Unless it can be isolated/eliminated, do not carry out task. Find alternative solution.</b>