

Basingstoke and Deane Borough Council
Basingstoke Train Station Taxi Rank CCTV Camera Survey

Survey Responses

Forty-four people responded to the survey. Their responses were as follows:

Question 1: Which of the following best describes you?

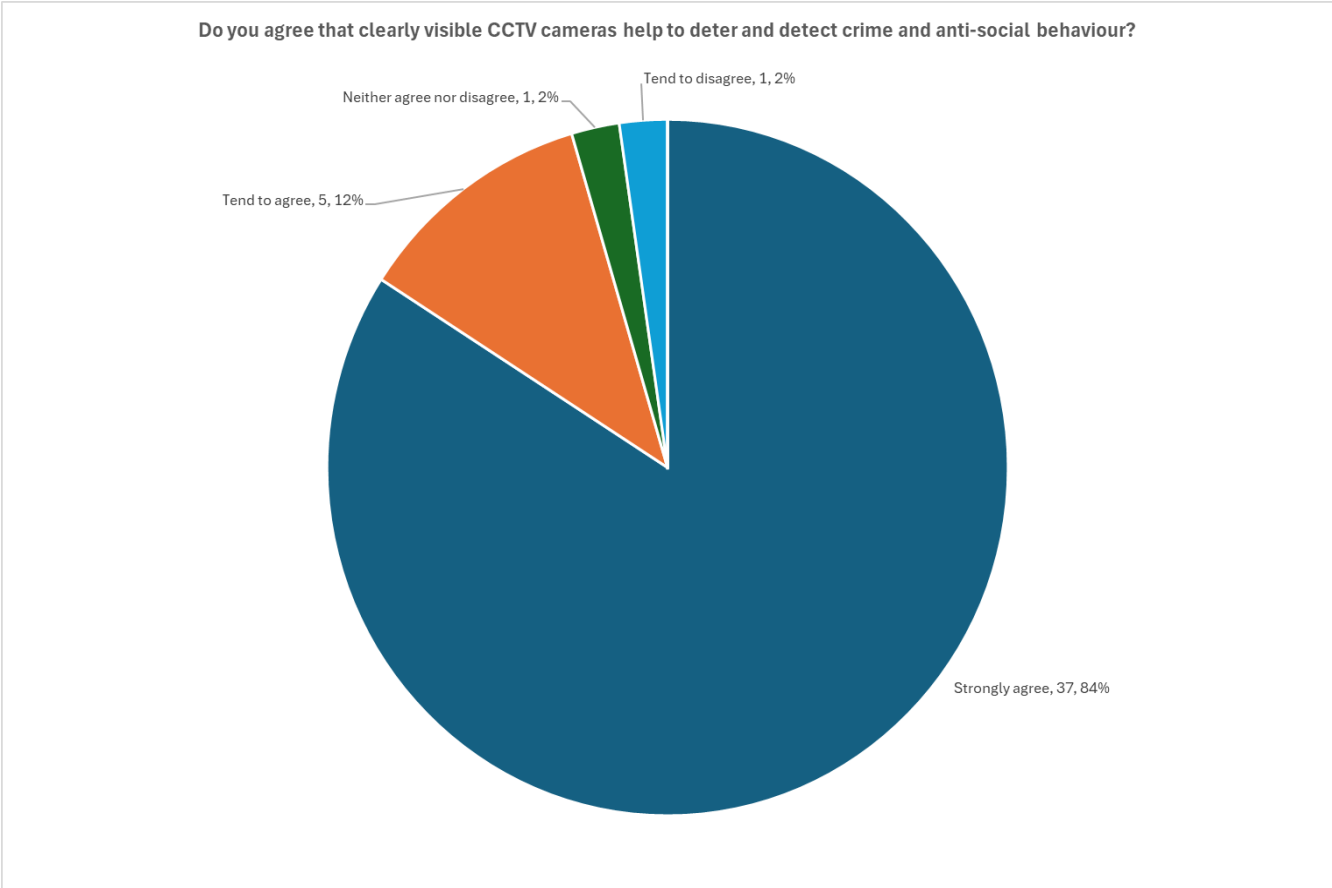
Statement	Number
I live in Basingstoke and Deane	12 (27.3%)
I work in Basingstoke and Deane	2 (4.5%)
I live and work in Basingstoke and Deane	29 (65.9%)
I am visiting Basingstoke and Deane	1 (2.3%)
Other	0 (0.0%)

Question 2: Which of the following best describes why you use or frequent the taxi rank on Braine L'Alleud Road?

Statement	Number
I'm a taxi driver	27 (61.4%)
I'm a passenger	9 (20.5%)
I work nearby	2 (4.5%)
I live nearby	3 (6.8%)
Other	3 (6.8%)

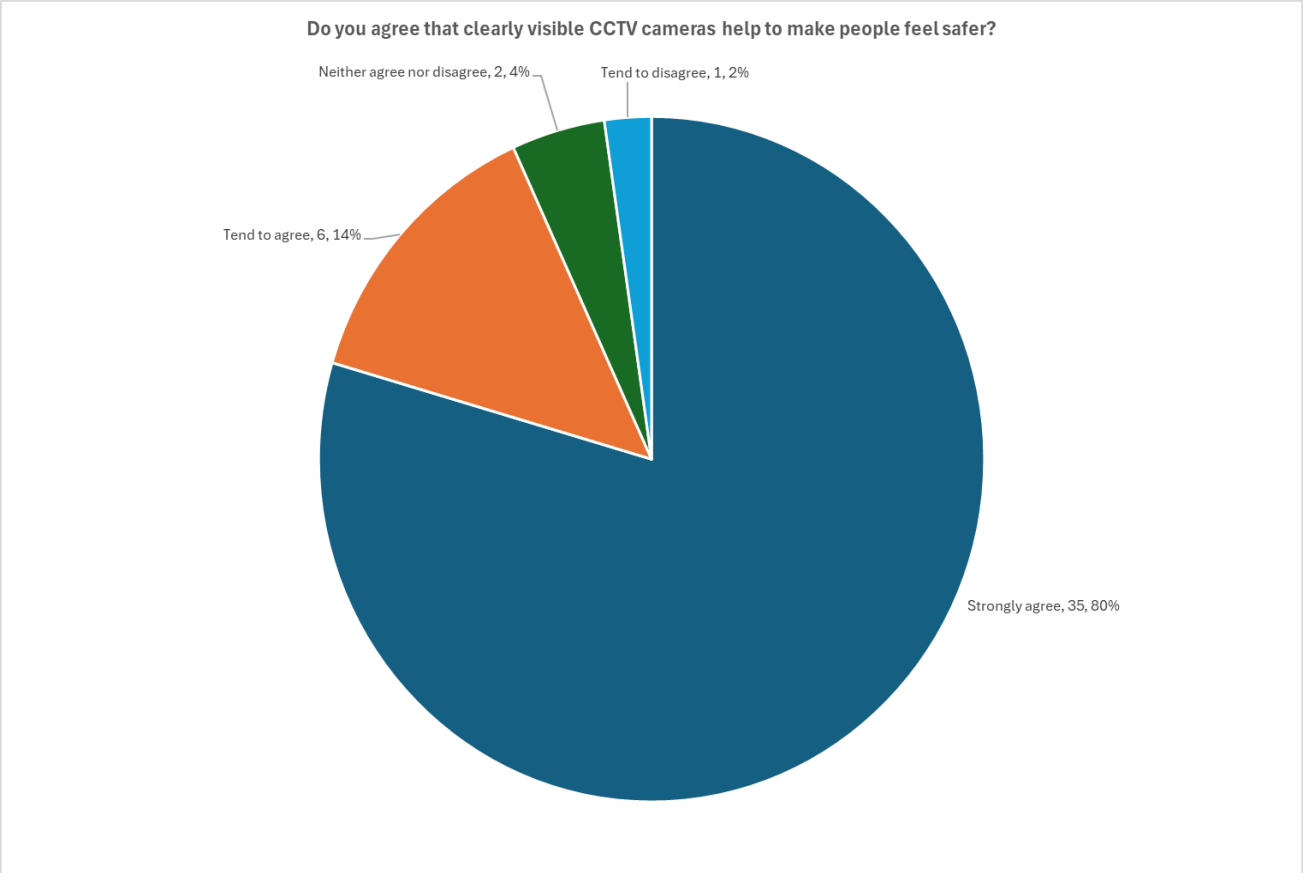
Question 3: Do you agree that clearly visible CCTV cameras help to deter and detect crime and antisocial behaviour?

Response	Number
Strongly agree	37 (84.1%)
Tend to agree	5 (11.4%)
Neither agree nor disagree	1 (2.3%)
Tend to disagree	1 (2.3%)
Strongly disagree	0 (0.0%)
Don't know	0 (0.0%)



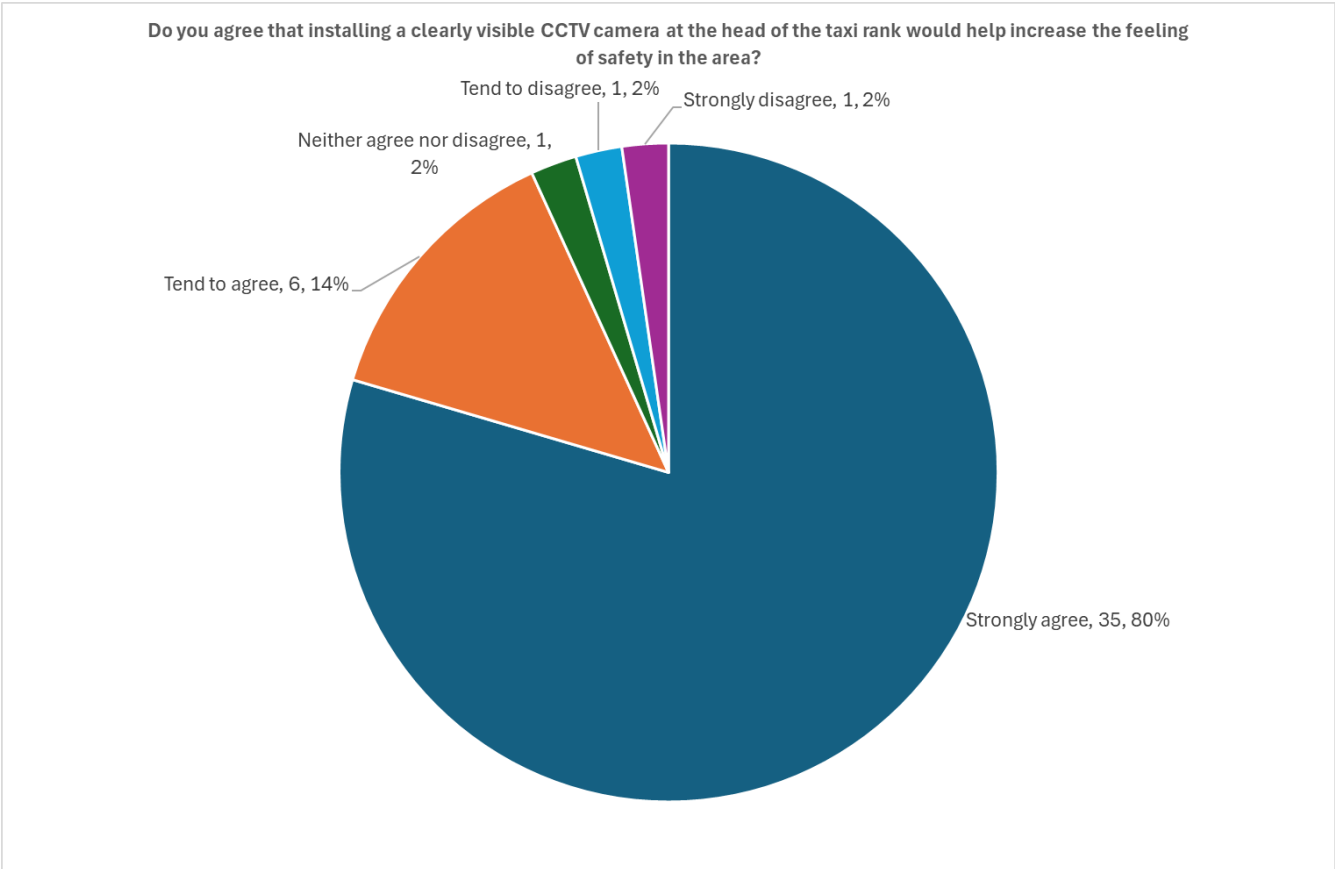
Question 4: Do you agree that clearly visible CCTV cameras help to make people feel safer?

Response	Number
Strongly agree	35 (79.5%)
Tend to agree	6 (13.6%)
Neither agree nor disagree	2 (4.5%)
Tend to disagree	1 (2.3%)
Strongly disagree	0 (0.0%)
Don't know	0 (0.0%)



Question 5: Do you agree that installing a clearly visible CCTV camera at the head of the taxi rank would help increase the feeling of safety in the area?

Response	Number
Strongly agree	35 (79.5%)
Tend to agree	6 (13.6%)
Neither agree nor disagree	1 (2.3%)
Tend to disagree	1 (2.3%)
Strongly disagree	1 (2.3%)
Don't know	0 (0.0%)



Conclusion

The responses to questions 3, 4 and 5 show that there is strong support amongst those that responded to the survey for the installation of a new CCTV camera at the taxi rank.

'About You' Questions

These four optional questions were asked to help the council understand whether the responses received were representative of the borough's population. The responses were as follows:

Age: Three (6.8%) were aged 25 to 34, 10 (22.7%) were aged 35 to 44, 12 (27.3%) were aged 45 to 54, 14 (31.8%) were aged 55 to 64, four (9.1%) were aged 65 to 74 and one (2.3%) was aged 75+.

Gender: Thirty-four (77.3%) respondents disclosed their gender as male and 10 (22.7%) disclosed their gender as female.

Disability or long-term physical or mental health condition: Thirty-six (81.8%) respondents disclosed that they did not have a disability, one (2.3%) respondent disclosed that they are living with a disability or long-term health condition, and seven (15.9%) respondents preferred not to say.

Ethnicity: Thirty (68.2%) respondents identified as being white (with the majority, 22, identifying as white British), nine (20.5%) respondents identified as being Asian or Asian British (with the majority, six, identifying as Nepalese) and five (11.4%) preferred not to disclose their ethnicity.